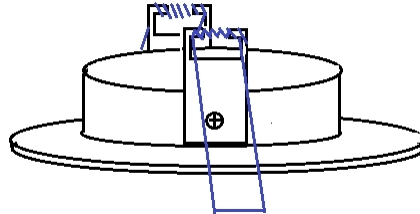




## Orbit 2.75 Puck Installation Instructions

### Make Sure Power is Turned OFF Before Installing

The Orbit 2.75 Series uses flipper styled clips for installations in drywall, drop ceilings and any other location where there is access above the ceiling.



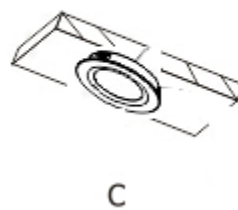
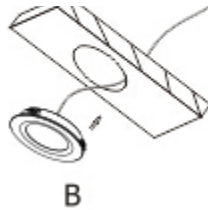
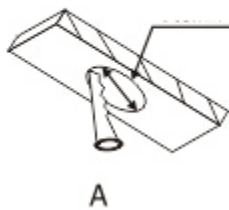
- Orbit Pucks are 4 watts each. Do not exceed wattage on power supply!
- Pucks need to be wired in parallel and are Constant Voltage
- Orbit Series pucks are damp location and IC rated

### Recess Mounting of Orbit Puck

Cutout: 2 ¼"

Feed wire through hole

Insert Puck



**DO NOT PRESS ON LENS TO INSERT PUCK – IT CAN DAMAGE PUCK**

